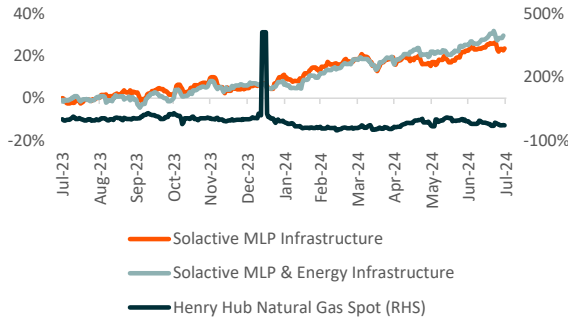
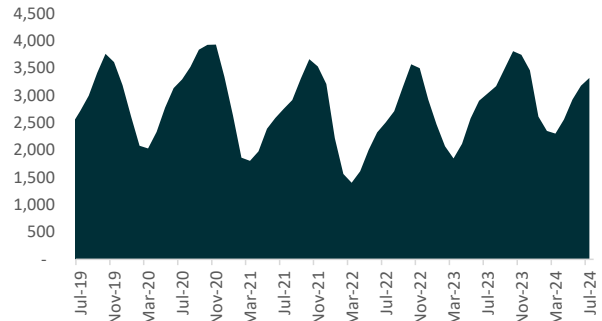




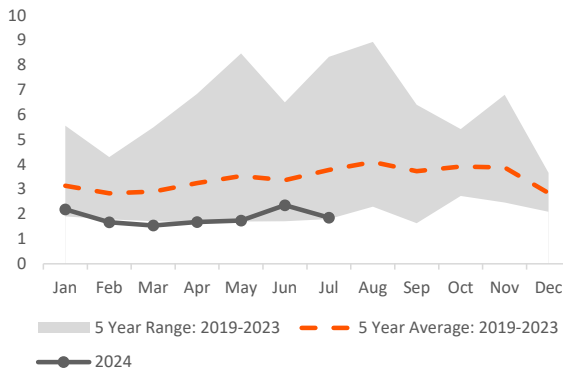
US MLP Infrastructure VS Gas - 1 Year Performance



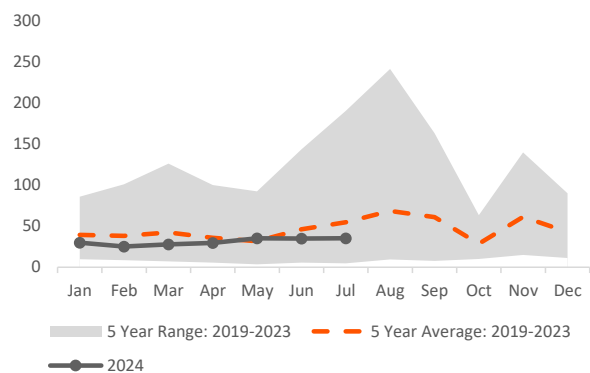
US Inventories Working Gas (Billion Cubic Feet)



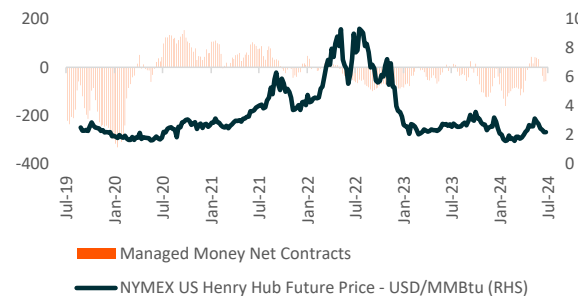
Henry Hub Spot Price Seasonality (USD/MMBtu)



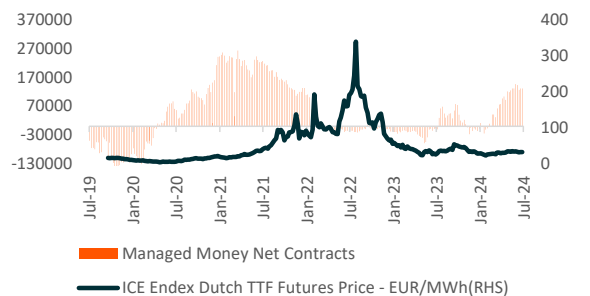
Dutch TTF Gas Spot Price Seasonality (EUR/MWh)



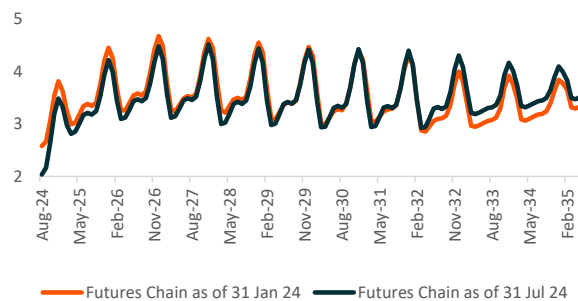
NYMEX US Natural Gas Henry Hub Positioning



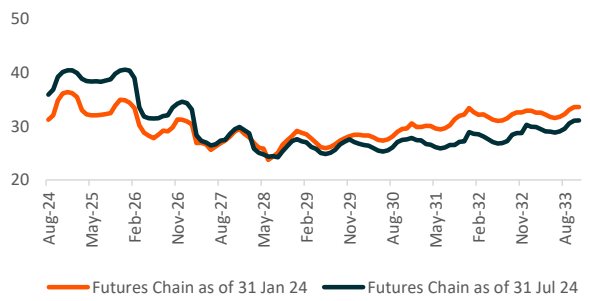
ICE Dutch TTF Natural Gas Positioning



NYMEX Natural Gas Forward Curve (USD/MMBtu)



ICE Natural Gas Forward Curve (EUR/MWh)





Information provided by Global X Management Company LLC.

Investing involves risk, including the possible loss of principal. Diversification does not ensure a profit nor guarantee against a loss.

This material represents an assessment of the market environment at a specific point in time and is not intended to be a forecast of future events, or a guarantee of future results. This information is not intended to be individual or personalized investment or tax advice and should not be used for trading purposes. Please consult a financial advisor or tax professional for more information regarding your investment and/or tax situation.