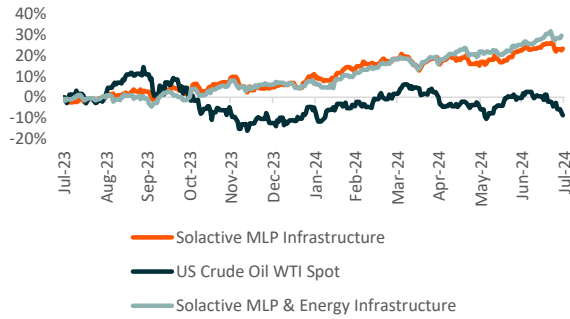
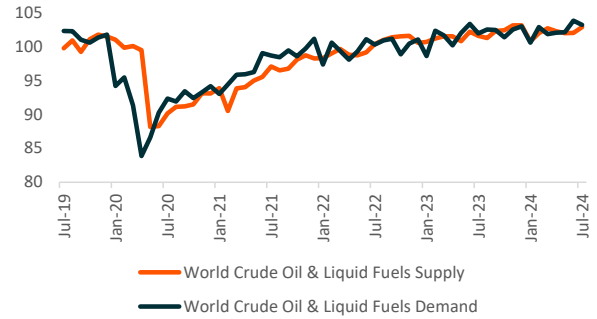




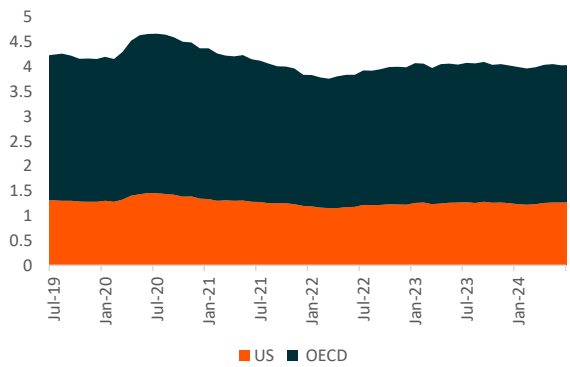
US MLP Infrastructure VS Crude Oil - 1 Year Performance



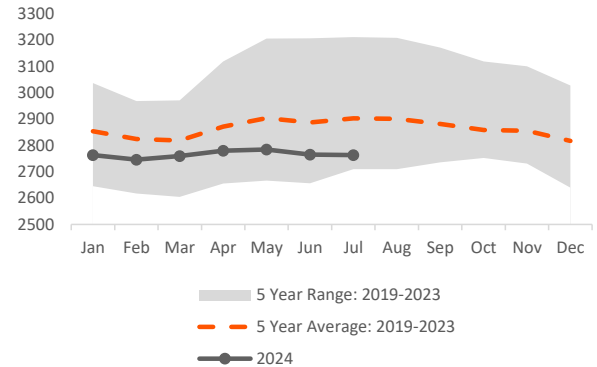
World Crude Oil & Liquid Fuels Supply & Demand (Mb/d)



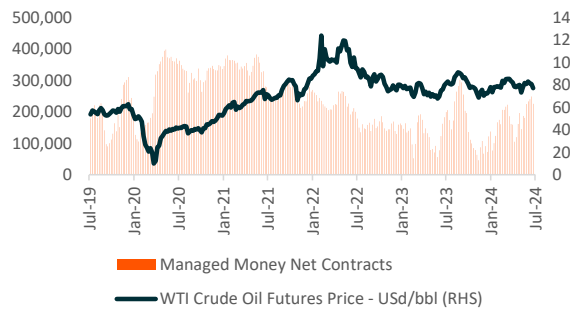
Crude Oil & Liquid Fuels Commercial Inventory (MMbbl)



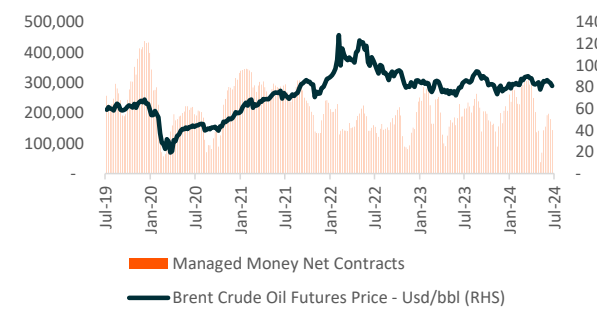
OECD Commercial Inventory Seasonality (MMbbl)



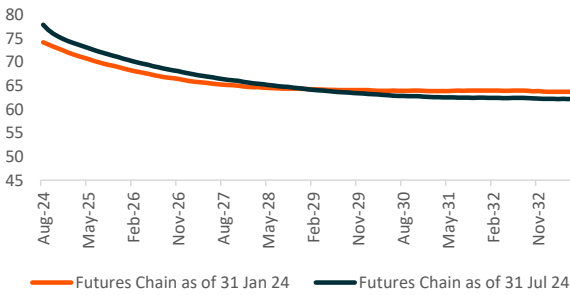
NYMEX WTI Crude Positioning



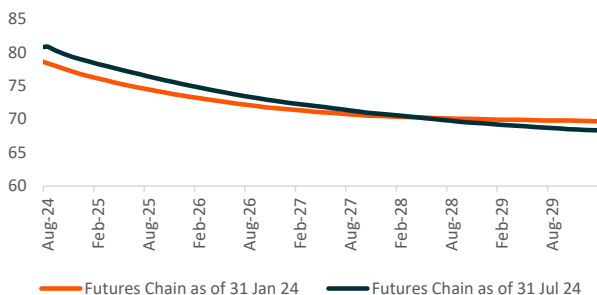
ICE Brent Crude Positioning



NYMEX WTI Forward Curve (Usd/bbl)



ICE BRENT Forward Curve (Usd/bbl)





Information provided by Global X Management Company LLC.

Investing involves risk, including the possible loss of principal. Diversification does not ensure a profit nor guarantee against a loss.

This material represents an assessment of the market environment at a specific point in time and is not intended to be a forecast of future events, or a guarantee of future results. This information is not intended to be individual or personalized investment or tax advice and should not be used for trading purposes. Please consult a financial advisor or tax professional for more information regarding your investment and/or tax situation.